

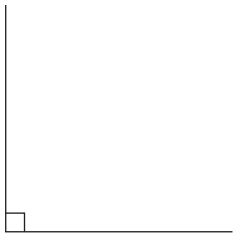
# Naming Angles



## Quick Review

An angle is formed when 2 lines meet.

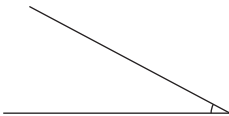
**right angle**



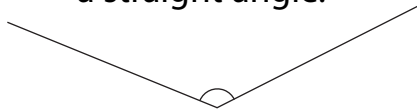
**straight angle**



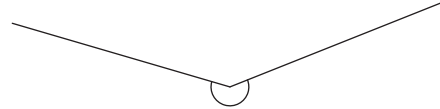
An **acute angle** is less than a right angle.



An **obtuse angle** is greater than a right angle, but less than a straight angle.



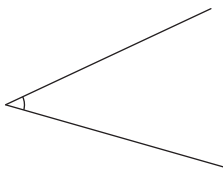
A **reflex angle** is greater than a straight angle.



## Try These


1. Name each angle as a right, acute, obtuse, straight, or reflex angle.

a)



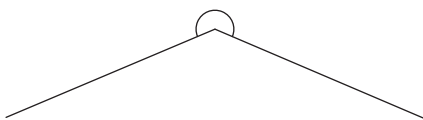
\_\_\_\_\_

b)



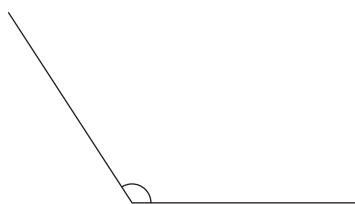
\_\_\_\_\_

c)



\_\_\_\_\_

d)



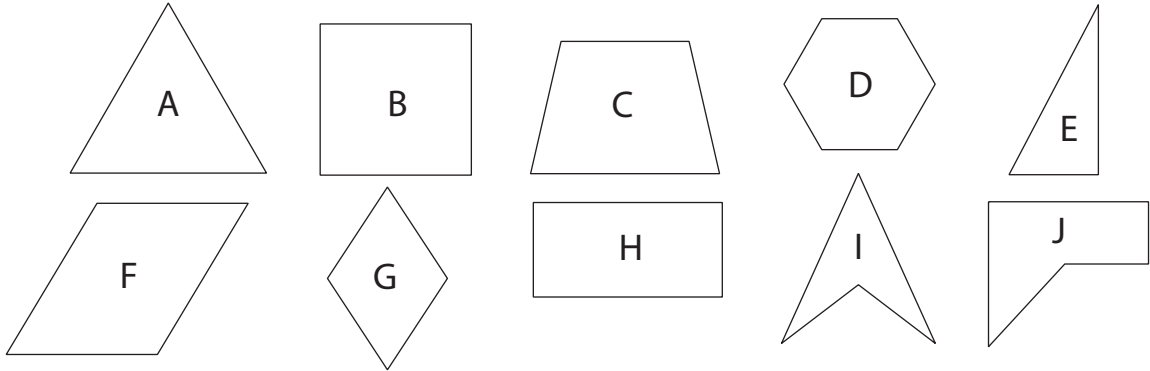
\_\_\_\_\_

## Practice

1. List the shapes with:

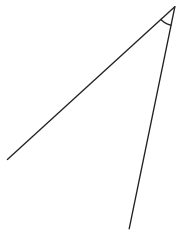
a) a right angle \_\_\_\_\_ b) an obtuse angle \_\_\_\_\_

c) an acute angle \_\_\_\_\_ d) a reflex angle \_\_\_\_\_



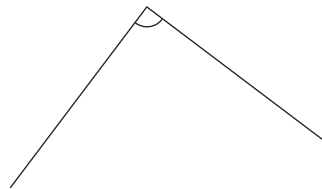
2. Name each angle.

a)



\_\_\_\_\_

b)



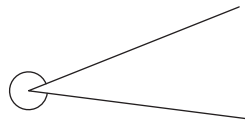
\_\_\_\_\_

c)



\_\_\_\_\_

d)



\_\_\_\_\_

## Stretch Your Thinking

Think about the angles formed by the hour hand and the minute hand on a clock. Write a time when the angle is:

a) an acute angle \_\_\_\_\_

b) an obtuse angle \_\_\_\_\_

c) a right angle \_\_\_\_\_

d) a reflex angle \_\_\_\_\_